

COVER SHEET

SOUTHERN RAILWAY

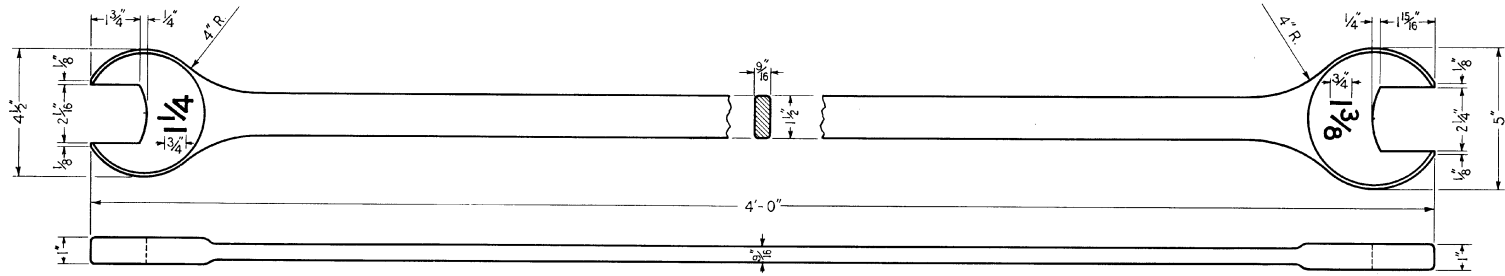
STANDARD PLANS
TRACK WRENCHES

1975

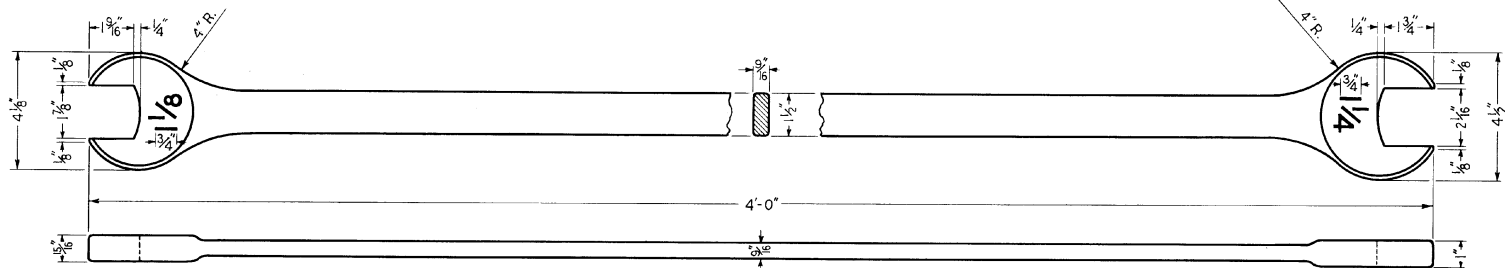
THIS DOCUMENT PROVIDED BY ALLEN STANLEY,
RAILROAD DATA EXCHANGE

THIS PAGE BY: DONNIE DIXON
February 15, 2010

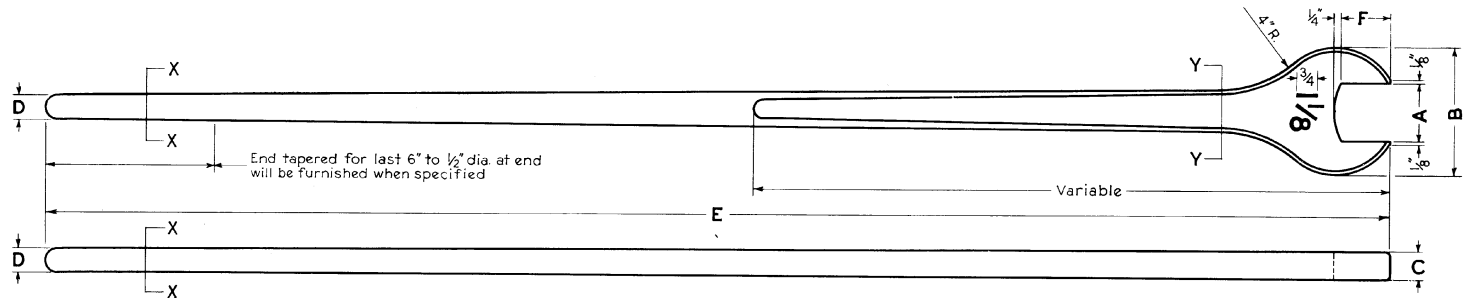




DOUBLE END WRENCH
FOR 1/4" AND 1 3/8" BOLTS



DOUBLE END WRENCH
FOR 1 1/8" AND 1 1/4" BOLTS



End tapered for last 6" to 1/2" dia at end will be furnished when specified

SECTION X-X

SECTION Y-Y

SINGLE END WRENCHES
SEE TABLE OF DIMENSIONS

DIA. OF BOLT	WIDTH OF NUT	WRENCH DIMENSIONS						WRENCH FITS
		A	B	C	D	E	F	
3/4"	1 1/4"	1 5/16"	3 1/2"	1 5/16"	3/4"	30°	1 1/4"	Track and Switch Bolts
7/8"	1 1/8"	1 1/2"	4"	1 5/16"	3/4"	36°	1 1/4"	Track, Frog and Switch Bolts
1"	1 5/8"	1 1/2"	4"	1 5/16"	7/8"	42°	1 3/8"	Track, Frog and Switch Bolts
1 1/8"	1 3/8"	1 7/8"	4 1/8"	1 5/16"	7/8"	48°	1 3/8"	Track and Frog Bolts
1 1/4"	2"	2 1/16"	4 1/2"	1"	7/8"	48°	1 3/4"	Frog Bolts
1 3/8"	2 3/16"	2 1/4"	5"	1"	7/8"	54°	1 5/8"	Frog Bolts

NOTES:

Wrenches to conform to A.R.E.A. Specifications for Track Tools, latest issue.
Name of manufacturer and year made to be stamped on each tool.
Size of bolt to be stamped on each face of each head in position shown.
Jaw openings to fit American Standard heavy, unfinished bolt heads and nuts.

SOUTHERN RAILWAY SYSTEM
TRACK WRENCHES

FEBRUARY 1, 1975

OFFICE OF ASST. V.P. M.W. & S.
Atlanta, Georgia