


# Southern Railway



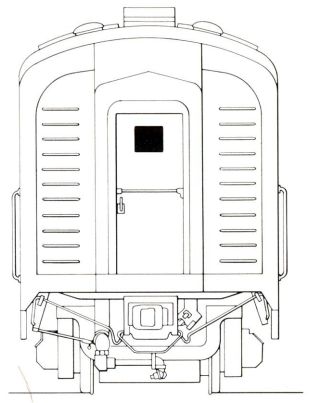
## E6



*The Crescent*

*The Southerner*

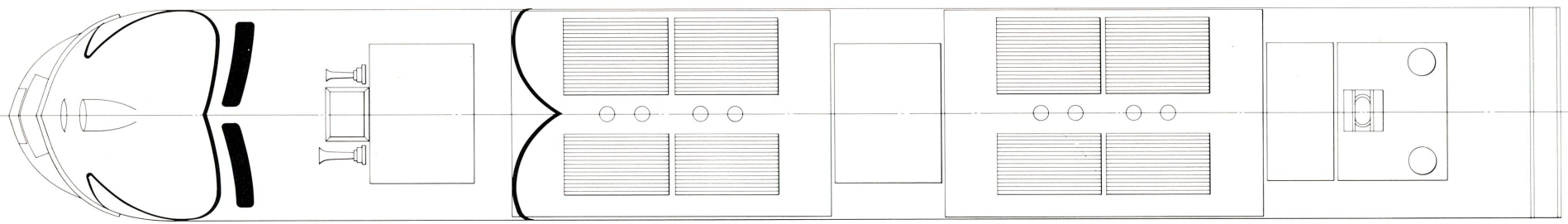
*The Tennessean*



DETAILS  
Scale 3/8" = 1'

Drawn especially for  
MAINLINE MODELER MAGAZINE by  
**ROBERT L. HUNDMAN**

Copies of these drawings may be made  
for non commercial use only.



Scale 3.5 mm = 1'

